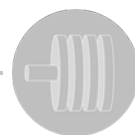




EZR 2200e / 88e



PRE SHREDDING



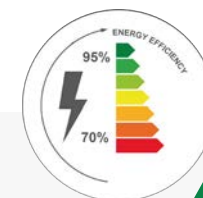
SHREDDING



SORTING



DEDUSTING



APPLICATION SPECIALITIES



BALES



MIX SCRAP



CAR LOG



ALUMINUM BALES



CAR BODY



CASTING



B

ELECTRIC DRIVE / BEST PROTECTION FOR SHREDDERS / BEST ENERGY EFFICIENCY

+ The MTB Pre-Shredder is an ideal pre-process for an automobile shredder to reduce the risk of explosions and unshreddables while improving product quality and throughput. The unique modular design offers a quick installation, reduced infrastructure costs, pre-plumbed hydraulics and is maintenance friendly.

HIGH TORQUE e-DRIVE WITH INVERTER




MODULAR VERSION

- 3 x 20 ft container
- Simplified foundation
- Possible integration of slewing output conveyor

TECHNICAL DATA


DRIVE ENERGY EFFICIENCY	92 %	92 %
POWER	420 KW / 560 HP	800 KW / 1070 HP
FORCE AT TOOTH END	66 T	99 T
ROTOR HIGH SPEED	15 RPM	20 RPM

EXCHANGEABLE CLAW



SHAFTS

- Length : 2200 mm / 88 inches
- Diameter : 1080 mm / 42,5 inches



ADJUSTABLE SHAFT SPACING

- Flexible output sizing

EASY MAINTENANCE

- Hydraulic frame opening
- Secure access for maintenance



OUR PREMIUM SERVICES

- Customized engineering
- Experience from being operator
- On-site installation and commissioning
- Training on both operation and crane feeding
- Ultra-responsive customer service