

Manual | Track your performance

Welcome to the fourth and final step in My Easyfairs. You've participated in the fair and now it's time to follow up on the lead you've generated during participation!

'Track your performance' consists of a maximum of two steps available from a GoLeads package. When you have a GoVisibility package, you do not have access to these steps. Would you like to be able to follow up on your achievements of your fair participation nonetheless? You can always upgrade your package enabling the downloading of leads.

[Step 1: Smart Badge \(available with GoLeads, GoPlus and GoPremium\)](#)

[Step 2: Visit Connect tool \(available with GoLeads, GoPlus and GoPremium\)](#)

Let's go!

When you're logged in to My Easyfairs, you click 'manage stand'



My Easyfairs

EVENEMENTEN & STANDS

GEBRUIKERS BEHEREN

FACTUREN & BETALINGEN

2019

DEMONORAIL

Stand JT2 - Does Bread Shops


2 > 2 Dec 2019


Namur Expo


BEHEER STAND


You will then be directed to the overview below. You'll see a timeline with the following steps that are available in My Easyfairs:

- Manage your online profile
- Invite customers and prospects
- Manage your stand
- **Track your performance**


 **Manage your online profile**


 **Invite your clients & prospects**


 **Manage your stand**


 **Track your performance**

Download your leads
Complete all tasks to retrieve all your leads
0/1

 [Return your reader](#)

 Return your reader


Smart Badge
Visitors who are interested in your products can touch your readers to get more info
[Download leads](#)


Visit Connect App
View visitor data that you scanned during the event.
[Export Leads](#)

Step 1: Smart Badge (available with GoLeads, GoPlus and GoPremium)

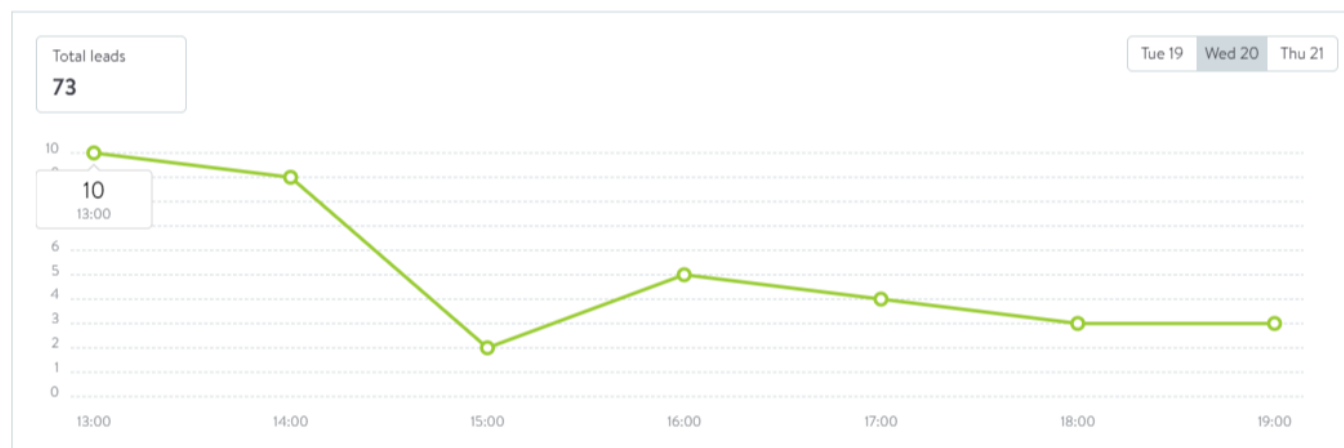
The event has ended and we hope your participation has been very successful! Of course your Smart Badge reader was at a prominent location in your stand, allowing visitors to easily scan your reader with their Smart Badge. Perhaps you didn't have the time to personally speak to all visitors of your stand during the event! You can take the time to do that now. At this step in the profile, you can easily see how many visitors have shown interest in your organisation during the event. With a GoVisibility package, you can see how many visitors this concerns and with a GoLeads, GoPlus and GoPremium package, you can even download leads! When you click 'download leads', you will be directed to the overview below where you can download visitors' information and see when the event was busiest.

Smart Badge

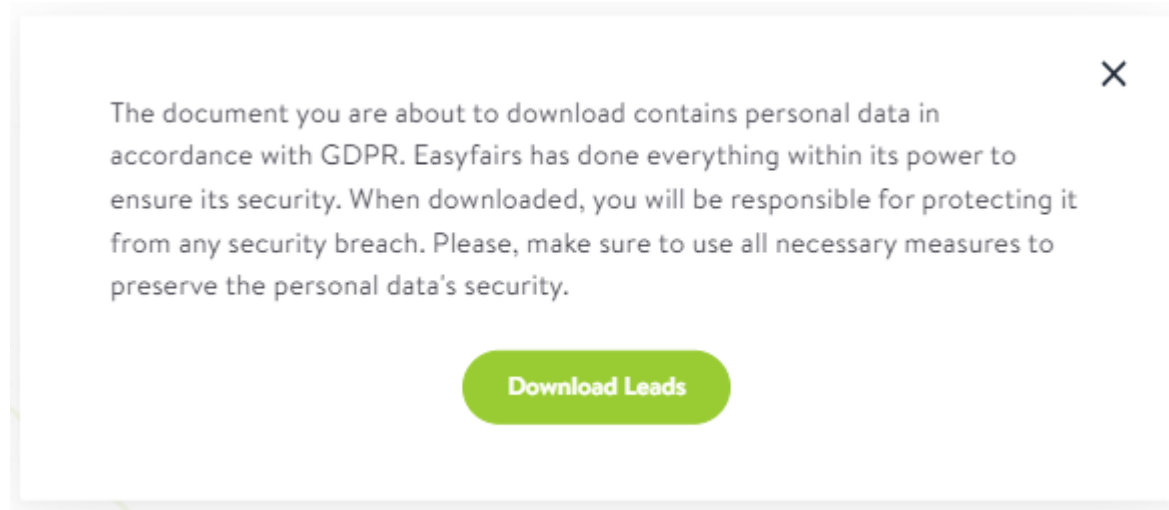
When visitors touch one of your readers with their Smart Badge, they collect all the information you have linked to it. We will send them this information by email at the end of the day in their visit summary. In return, you get the data of everyone who has touched your readers. You can download those leads at closing time on the last day of the event.

Make sure you don't forget to return all your readers. Only then you will get the leads.

Download visitor data

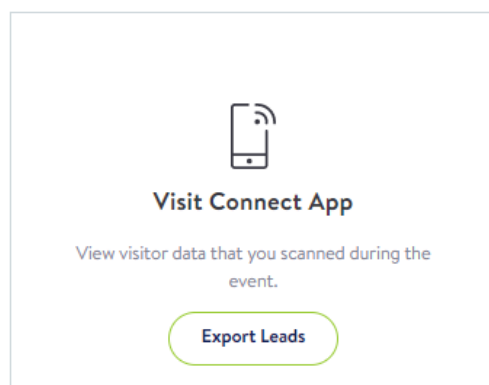


When you subsequently click 'download visitor data', you'll see a GDPR notification after which you can click 'download leads' and can save the Excel file containing all information for further processing!



Step 2: Visit Connect tool (available with GoLeads, GoPlus and GoPremium)

When you've purchased a GoLeads package or higher, you will receive Visit Connect licences. Visit Connect is a tool you use as registration tool for conversations held during the event. Where the Smart Badge is used by visitors when the visitors want to, you as exhibitor are in charge of the use of Visit Connect. With the Visit Connect tool, you ask the visitor for consent to scan his Smart Badge after having had a face-to-face conversation with this visitor. You use this app as digital business card, giving you the information of the business relation you've just talked to, and allowing you to add important notes. This means you can easily qualify your leads and follow up on these. Click on the button 'Export leads' and in the following screen on 'Download leads' to go to Visit Connect.



Go to the Leads tab in Visit Connect to see and export the leads.

VISIT

CONNECT

Leads

Hi, Elseline deJongh

Start tour

De Groene Sector Vakbeurs Hardenb...
Easyfairs Netherlands

Dashboard

Users

Invite guests

Profile questions

Staff

Registrants

Leads

User guide

4.95/10

Search

Refresh

Full name	Company	Email	Scanned by	Scan time	
Wim Schepers	Leasales Netherlands	wim.schepers@leasales.com	Staff / Demande / Wim Schepers	16-10-2022 20:19:04	
Yvette Stabelink	Leasales Netherlands	yvette.stabelink@leasales.com	Staff / Demande / Yvette Stabelink	16-10-2022 16:26:03	
Wimke Doodenank	Leasales Netherlands	wimke.doodenank@leasales.com	Staff / Demande / Wimke Doodenank	16-10-2022 16:41:17	
Jasper Aardenburg	Leasales Netherlands	jasper.aardenburg@leasales.com	Staff / Demande / Jannellen Aardenburg	16-10-2022 14:16:41	
Wimke Doodenank	Leasales Netherlands	wimke.doodenank@leasales.com	Staff / Demande / Wimke Doodenank	16-10-2022 14:16:36	
Jasper Aardenburg	Leasales Netherlands	jasper.aardenburg@leasales.com	Staff / Demande / Jasper	16-10-2022 14:16:32	
André Wille	Insipin Powerbank BV	awille@insipin.nl	Staff / Demande / Aja	16-10-2022 14:01:30	
Koen Grooten	AMT Interim en Opleiding BV	k.grooten@grooten.nl	Staff / Demande / Aja	16-10-2022 14:01:14	
Kristel Stabelink	Leasales Netherlands	kristel.stabelink@leasales.com	Staff / Demande / Kristel Stabelink	16-10-2022 13:10:14	
Natasha Lindenberg	Leasales Netherlands	natasha.lindenberg@leasales.com	Staff / Demande / Yvette Stabelink	16-10-2022 12:57:34	
Roman Schepers	ppdshop	R.schepers@ppd.nl	Staff / Demande / Roman Schepers	16-10-2022 12:43:44	