

Product sheet

CMS Fusion Bolt Load Sensor

Phone +31 (0)24 6 790 797 | **E-mail** info@boltsafe.com

Website www.boltsafe.com | **Address** Platinawerf 8, 6641 TL Beuningen, The Netherlands



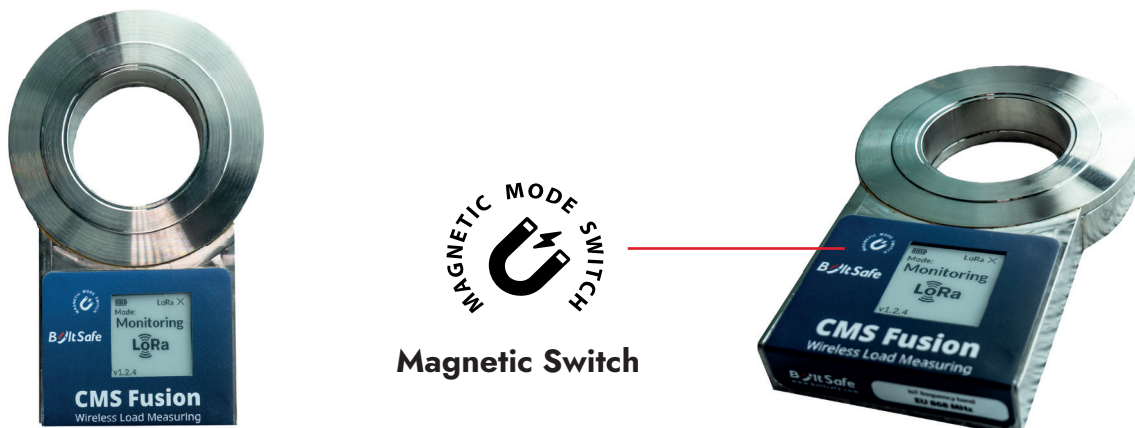


The CMS Fusion Bolt Load Sensor: Smart, Wireless, and Effortless Monitoring

Say goodbye to manual inspections and hello to smarter bolting. The CMS Fusion bolt load sensor is a **fully wireless, standalone solution** featuring a built-in display—no external readout devices needed. It also connects seamlessly to the BoltSafe Connect App, sending real-time bolt load data straight to your device via **LoRaWAN**, saving time, costs, and effort.

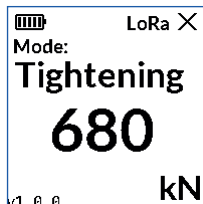
This next-generation sensor blends cutting-edge wireless technology with the reliability of traditional methods, offering the best of both worlds. Through the **BoltSafe Connect App**, users gain full control over sensor settings, real-time data, and alerts. Set custom alarm thresholds, receive automatic notifications, and access your data in intuitive graphs or downloadable CSV files.

Smart bolting starts here. Optimize performance, reduce downtime, and take total control—wirelessly.



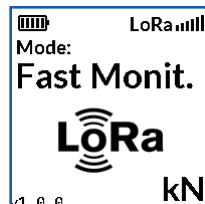
Operation modes:

Installation mode (tightening)



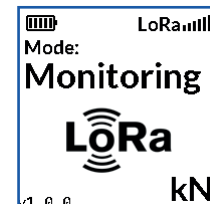
The real-time load is shown on the integrated screen.

Fast monitoring mode



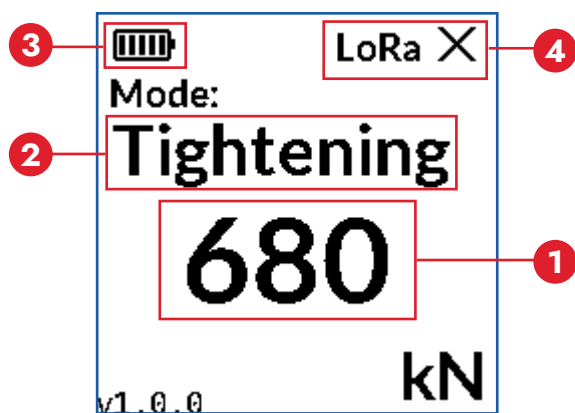
The sensor wirelessly sends data to the BoltSafe connect app every two minutes during the first three days after installation. The first couple of days are usually the most critical timeframe for many applications.

Standard monitoring mode



The sensor wirelessly sends data to the BoltSafe connect app every 30 minutes by default. This can be adjusted within the connect app.

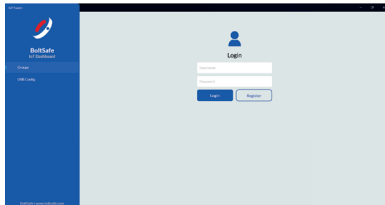
The sensor will automatically switch between modes. However, the operation mode can always be overruled in the BoltSafe Connect app, or physically by activating a magnet switch.



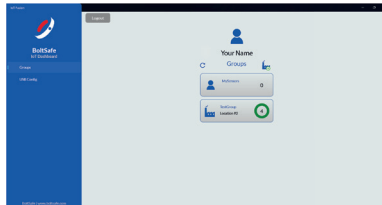
Integrated display that shows:

- 1) The actual bolt load
- 2) Operation mode
- 3) Battery status
- 4) IoT Signal strength

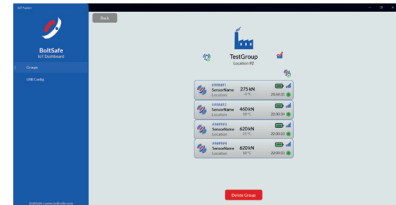
The BoltSafe Connect App



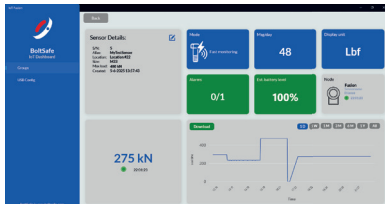
Connect online



Setup different locations



List with sensors



Monitor and manage



Monitor as group

Low clearance:

Our standard CMS sensors are one of the most compact load washers on the market. What makes the CMS Fusion unique is that the communication module is fully integrated, respecting the original thickness of the sensor.

Extreme battery life:

Battery life up to 10 years is possible

Sizes:

Available in all common Metric and Imperial bolt sizes





Bolt Safe

MEMBER OF



Phone +31 (0)24 6 790 797 | E-mail info@boltsafe.com
Address Platinawerf 8, 6641 TL Beuningen, The Netherlands
Website www.boltsafe.com