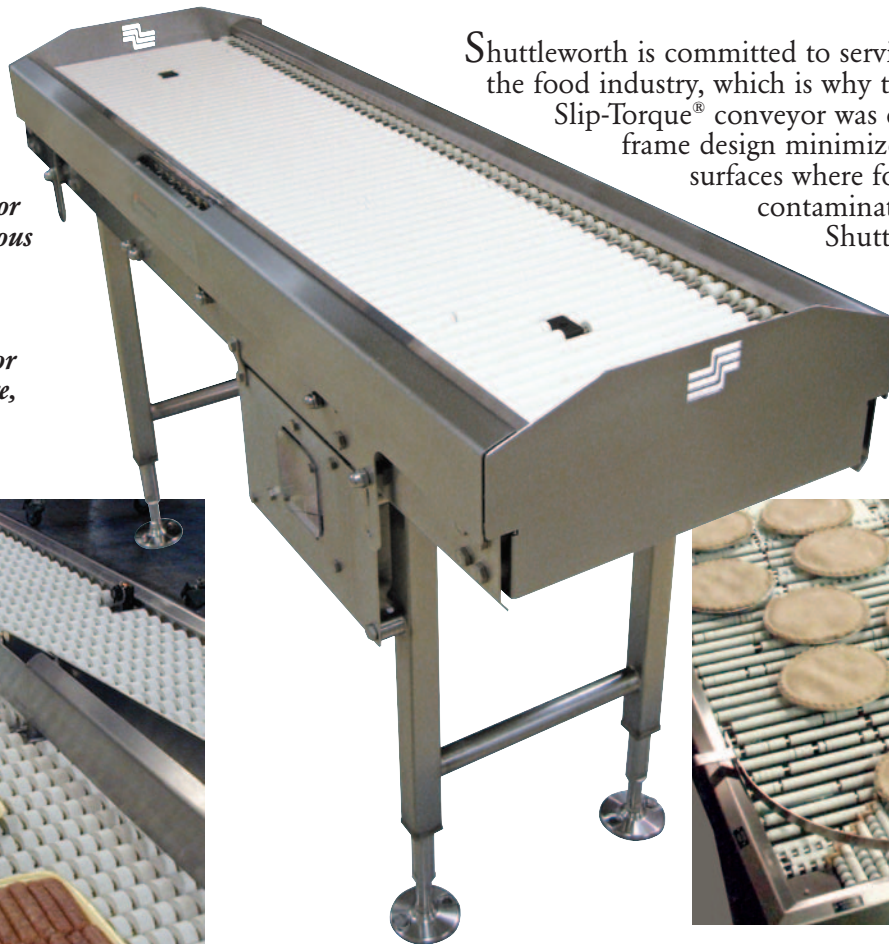




## EASY CLEAN™ CONVEYOR



*The stainless steel conveyor is fabricated with continuous welds and innovative 45° steel strengths bends. The angled bends allow debris to fall through the conveyor surface and frame structure, rather than collect on horizontal surfaces.*




Shuttleworth is committed to serving the needs of the food industry, which is why the Easy Clean™ Slip-Torque® conveyor was developed. This frame design minimizes horizontal surfaces where food or other contaminants can collect.

Shuttleworth's stainless steel, Easy Clean™ conveyor design is suited for USDA, FDA or bakery environments.



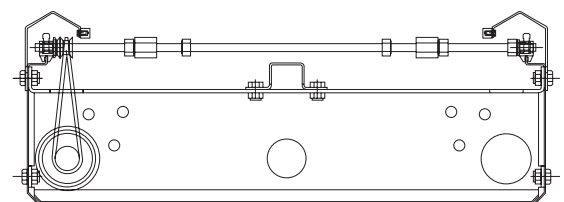
The Easy Clean™ conveyor is ideal for food, beverage, pharmaceutical, and other industries where cleanliness and sanitation are vital to the manufacturing process.

All Slip-Torque® conveyors come in standard lengths in 1/2 meter increments and up to 22 standard widths. We will also customize our product offering to your application needs. Shuttleworth conveyor systems are engineered to be suited for applications requiring gentle handling, low back pressure, accumulation, dividing, combining, indexing, or positioning for roboting interfacing.



Chain Drive

*The Easy Clean™ formed stainless steel chain drive conveyor is designed for heavy wash down applications.*



Belt Drive