

## CartConnect100 AMR

Increase efficiency and productivity with autonomous mobile robot (AMR) solutions designed for flexibility and safety from Zebra and Fetch



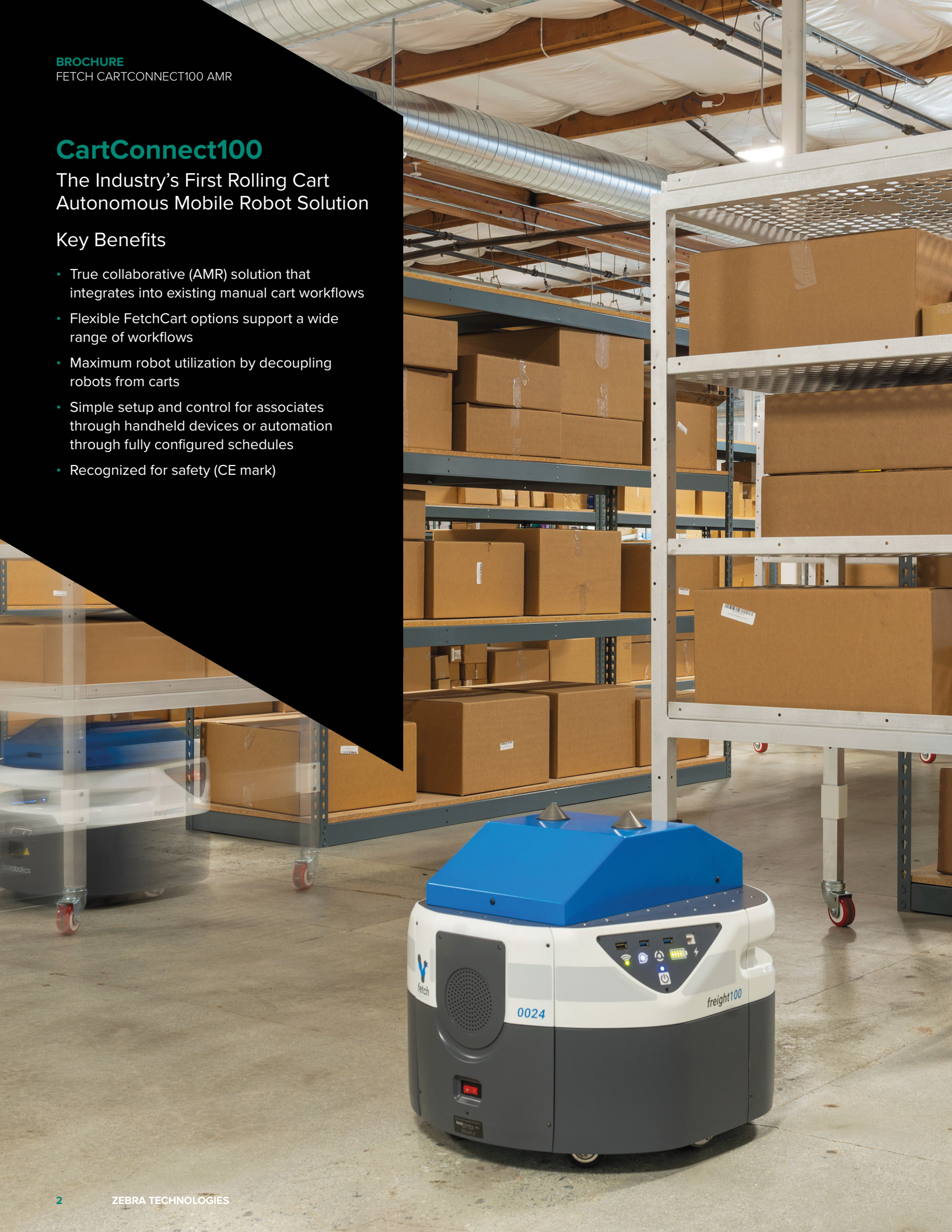


## CartConnect100

The Industry's First Rolling Cart  
Autonomous Mobile Robot Solution

### Key Benefits

- True collaborative (AMR) solution that integrates into existing manual cart workflows
- Flexible FetchCart options support a wide range of workflows
- Maximum robot utilization by decoupling robots from carts
- Simple setup and control for associates through handheld devices or automation through fully configured schedules
- Recognized for safety (CE mark)



## Warehouse Carts 2.0

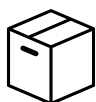
The CartConnect AMR system features an advanced mobile robot that can autonomously pick up and drop off FetchCarts to any location within your facility. FetchCarts are available in three sizes—Standard, Tall and a flexible cart Base option that allows you to customize the cart to suit your specific payload.



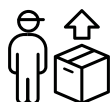
| Specifications            | CartConnect   | FetchCart Base                                   | FetchCart  | FetchCart Tall*                                  |
|---------------------------|---|--|--|--|
| <b>Weight</b>             | 163 lb (74 kg)  | 85 lb (38.5 kg)                                  | 75 lb (34 kg)                                    | 85 lb (38.5 kg)                                  |
| <b>Height</b>             | 19.5 in (49.6 cm)                                     | 65 in (165 cm)                                   | 55.1 in (140 cm)                                 | 65 in (165 cm)                                   |
| <b>Base Footprint</b>     | 20.7 in (52.7 cm) wide,<br>22.6 in (57.3 cm) diameter | 32.7 in (83 cm) width,<br>32.7 in (83 cm) length | 32.7 in (83 cm) width,<br>32.7 in (83 cm) length | 32.7 in (83 cm) width,<br>32.7 in (83 cm) length |
| <b>Shelf Width</b>        | —   | 32.7 in (83 cm)                                  | 32.7 in (83 cm)                                  | 32.7 in (83 cm)                                  |
| <b>Shelf Depth</b>        | —   | 32.7 in (83 cm)                                  | 32.7 in (83 cm)                                  | 32.7 in (83 cm)                                  |
| <b>Max Payload Weight</b> | —   | Up to 115 lb (52.5 kg)                           | Up to 125 lb (57 kg)                             | Up to 115 lb (52.5 kg)                           |
| <b>Max Speed</b>          | 3.4 mph (1.5 m/s)                                     | —  | —  | —  |
| <b>Turning Radius</b>     | Turn in place   | Turn in place                                    | Turn in place                                    | Turn in place                                    |
| <b>Continuous Runtime</b> | ~9 hrs  | —  | —  | —  |
| <b>Environment</b>        | Indoor  | Indoor   | Indoor   | Indoor   |
| <b>Charging</b>           | Autonomous docking                                    | —  | —  | —  |
| <b>Charge Time</b>        | 3 hrs to 90%  | —  | —  | —  |
| <b>2D Laser Sensor</b>    | 82 ft (25 m), 220 degrees (x1)                        | —  | —  | —  |
| <b>3D Camera</b>          | Yes (x2)  | —  | —  | —  |

\* Requires a risk assessment

## Key Workflows



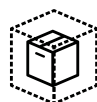
Case  
Picking



Replenishment /  
Putaway



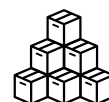
Raw Material  
Delivery



ASRS  
Induction



E-Commerce  
Fulfillment



Staging /  
Consolidation



## Product Spotlight

### FetchCart Base


#### Maximize Every Payload with Custom Carts

##### Move More Material Types

FetchCart Base serves as the starting point for designing your own customized material transport system and applying automation creatively and efficiently throughout your facility. You can accommodate a wide variety of payloads and maximize capacity per your application requirements. FetchCart Base uses the same reliable docking mechanism as our standard FetchCarts, so CartConnect100 AMRs interface seamlessly.

Some unique applications include: detrash and dunnage removal, parts and tools delivery, replenishment of packing materials, gravity feed racks for manufacturing work cells, and many more. Please contact Fetch Robotics for detailed specifications and measurements.





WARNING: This product uses components which emit invisible laser radiation. Incorrect use or observing the safety laser scanner through optical instruments (such as magnifying glasses, lenses, telescopes) may be hazardous for the eyes.



Fetch Robotics AMRs carry a CE mark and meet regulatory requirements for product safety.

**ANSI/RIA R15.08**

Fetch Robotics AMRs conform with R15.08 safety standards published by the RIA (Robotics Industry Association)

For more information about Zebra and Fetch's autonomous mobile robot solutions, please visit [fetchrobotics.com](https://fetchrobotics.com)

Andreas Laubner GmbH  
ROENTGENSTR 4, MAXDORF, 67133, Germany  
<https://laubner.com/>  
06237924380

ZEBRA and the stylized Zebra head are trademarks of Zebra Technologies Corp., registered in many jurisdictions worldwide. Wi-Fi is a trademark of Wi-Fi Alliance. All other trademarks are the property of their respective owners. ©2022 Zebra Technologies Corp. and/or its affiliates. All rights reserved. 02/08/2022.

