


AutoScan-DS-MIX

More Than Details

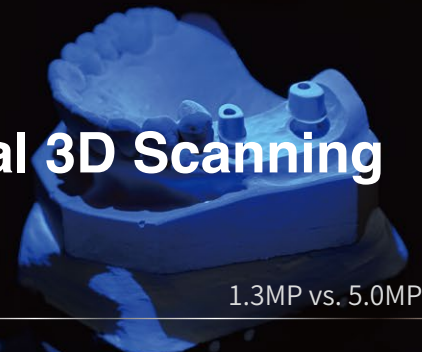


SHINING 3D

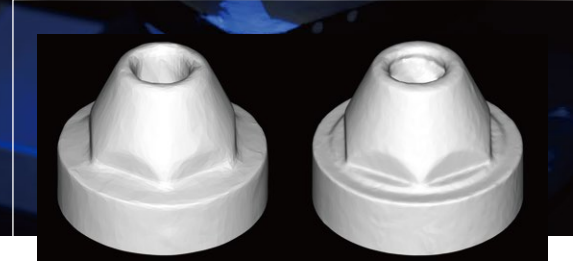
Go Digital with SHINING 3D

AutoScan-DS-MIX Specializes in Dental 3D Scanning

AutoScan-DS-MIX is a high-end dental 3D scanner developed by SHINING 3D. With open design and modular structure, AutoScan-DS-MIX features fine details, high accuracy and high efficiency to fulfill users' demands of a wide range of dental applications including crown&bridge, implant, bar, etc.

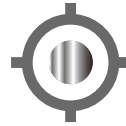


1.3MP vs. 5.0MP



Ultra-fine Details

Thanks to dual 5.0 MP high resolution cameras, AutoScan-DS-MIX can perfectly capture edge lines of abutments and features of scan bodies.



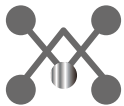
High Accuracy

Scan accuracy $\leq 7\mu\text{m}$ assures reliable scan result.



High Efficiency

AutoScan-DS-MIX supports high efficiency scan mode: 13 seconds for scanning a full arch. With All-in-one scan it can improve scan efficiency by approx. 30%.



Intelligent Scan

Integrated with user-friendly interface, one-click scan & intelligent scan, AutoScan-DS-MIX offers intuitive user experience.



High Compatibility

Export .stl and .ply format, flexibly integrated in CAD/CAM solutions.



Modular Design

More convenient for maintenance and possible for future upgrade.

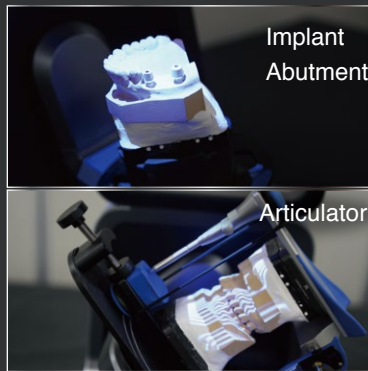

Wide Range of Applications

● Implant 3D Scanning

Keep details of edge and surface intact;

Optimize implant scanning process and improve scanning efficiency;

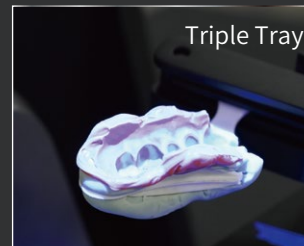
Support not only dynamic and static two scan modes for most common articulators, but also support articulator transfer for Artex, Kavo, SAM and Bio-Art articulators.



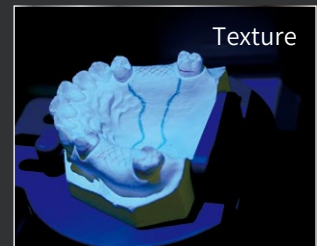
● Non-separated Model



● Triple Tray



● Texture



Technical Specifications

Model	AutoScan-DS-MIX
Camera Resolution	2x5.0MP
Accuracy	≤7μm (ISO12836)
Scan Time	6s for bite scan; 13s for upper/lower jaw scan; 18s for 1-4 dies scan; 33s for 5-8 dies scan; 32s for impression scan*
Articulator Scan	Dynamic/ static ; support articulator transfer
Output Format	STL, PLY
Light Source	Blue Light
Dimension	238(L)×340(W)×447(H) mm
Weight	7.5kg
Interface	USB3.0
Power Supply	DC24V

*The scan speed of impression is under high speed scan mode.

RTX 30 series graphic card can not support AI function for all intraoral scanners and lab scanners.

**Notice: SHINING 3D reserves the right to explain any alteration of the specifications and pictures.



SHINING 3D

APAC Headquarters

SHINING 3D Tech. Co., Ltd.
Hangzhou, China
P: +86-571-82999050
Email: sales@shining3d.com
No. 1398, Xiangbin Road, Wenyan, Xiaoshan,
Hangzhou, Zhejiang, China,
311258

EMEA Region

SHINING 3D Technology GmbH
Stuttgart, Germany
P: +49-711-28444089
Email: sales@shining3d.com
Breitwiesenstraße 28, 70565
Stuttgart, Germany

Americas Region

SHINING 3D Technology Inc.
San Francisco, United States
P: +1415-259-4787
Email: sales@shining3d.com
1740 César Chávez St. Unit D. San Francisco,
CA 94124



www.shining3ddental.com