

[www.tempLED.de](http://www.tempLED.de)



tempLED

TRI-PROOF LIGHT

# tempLED RayProof V4

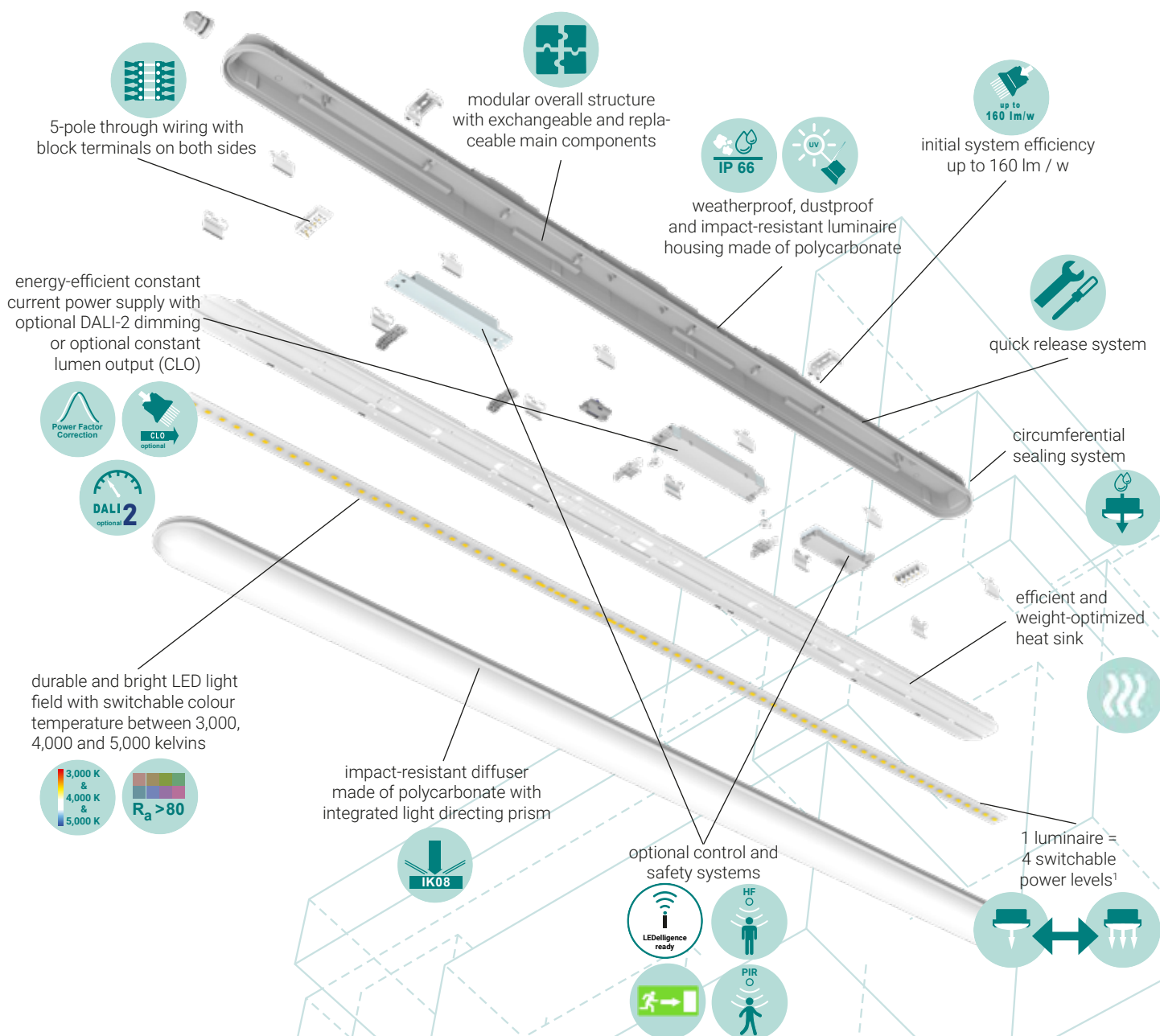
18 | 36 | 60 | 70

Our customer  
Heliotherm


TRI-PROOF LIGHTING



# tempLED



## Light distribution curve tempLED RayProof V4 18 | 36 | 60 | 70



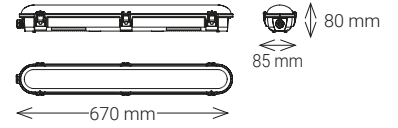
120 degrees symmetrical  
light directing prism



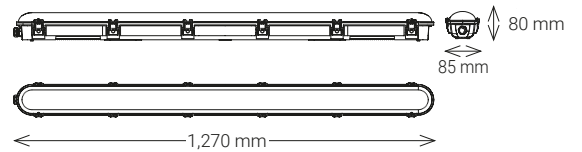
## tempLED RayProof V4

## Dimensions

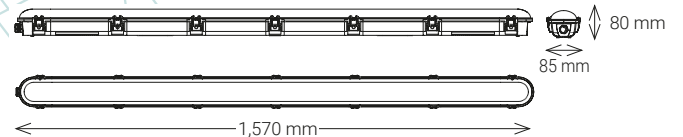
18 [overall length: 600 mm]



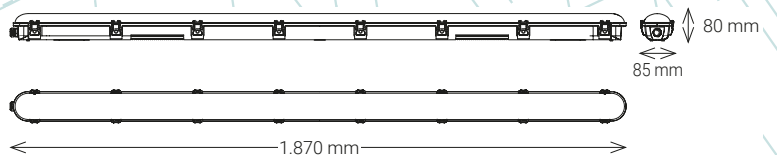

36 [overall length: 1,200 mm]



60 [overall length: 1,500 mm]



70 [overall length: 1,800 mm]

**Mounting options tempLED RayProof V4**  
18 | 36 | 60 | 70

ceiling mounting



wall mounting



pendant mounting



## General technical data

according to IEC, identical for all types of luminaires



### Lighting properties:

initial luminous flux:	up to 11,200 lumens
luminous flux tolerance:	± 10 percent
initial system efficiency:	up to 160 lumens / watt
initial, most similar color temperature:	switchable between 3,000, 4,000 and 5,000 kelvins
initial color rendering index (CRI):	Ra > 80
initial color consistency:	< 5 SDCM
available symmetrical beam angles:	120 degrees
photobiological safety:	IEC/TR 62778: 0
compact flicker degree (CFD):	1 percent
stroboscopic visuability measurement (SVM):	< 0,4
short time flicker (Pst LM):	< 1

### Electrotechnical properties:

power supply AC:	198 to 240 volts
supply frequency:	50 / 60 hertz
power supply DC:	176 to 250 volts
system performance:	18 to 70 watts
system performance tolerance:	± 10 percent
power factor:	> 0.90
overvoltage protection:	yes
overheating protection:	yes
temperature monitoring:	yes
total harmonic distortion (THD):	< 20 percent
temperature classification (ATEX):	T6
Tc - temperature:	+85 degrees Celsius

### Energy characteristics:

Valid for all tempLED RayProof V4:	This product contains a light source of energy efficiency class C.
------------------------------------	--

### Mounting options:

standard mounting options:	wall and ceiling mounting
optional mounting options:	pendant mounting

**Control and safety properties:**

dimming:	DALI-2 optional
minimum dimming level:	on request
constant lumen output (CLO):	optional
emergency light module:	optional <sup>1</sup>
motion or presence control:	optional

**Housing properties:**

ambient temperature:	–20 to +50 degrees Celsius
ingress protection:	IP 66
impact resistance level:	IK08
electrical protection class:	I
limited surface temperature (D):	yes
housing material(s):	polycarbonate
material(s) and finish of the standard mounting clips:	natural stainless steel
diffuser material:	impact- and UV-resistant polycarbonate
diffuser finish:	frosted with light directing prism
heat sink material:	steel
luminaire housing color:	light gray according to RAL 7035
through wiring:	5-pole (5 x 2,5 sqmm) via two terminal blocks
supply cable in- and outlet:	2x cable gland
number of poles (valid for types without dimming only):	3 grid
number of poles (valid for types with DALI dimming only):	3 grid / 2 DALI

**Additional information:**

certificates:	ENEC
conformities:	CE   RoHS   DIN 10500 (HACCP   IFS)
lifespan (L70B10C1):	approx. 100,000 hours
lifespan (L90B10C1):	approx. 50,000 hours
guarantee:	5 years <sup>2</sup>
spare part guarantee:	10 years
delivery includes:	luminaire and two combined wall and ceiling mounting clips

<sup>1</sup> can only be used at ambient temperatures from +5 to +50 degrees Celsius.<sup>2</sup> according to the warranty conditions of tempLED GmbH, excluding accessories.**Logistic information:**

luminaire:	RayProof V4 18 overall length: 600 mm	RayProof V4 36 overall length: 1,200 mm	RayProof V4 60 overall length: 1,500 mm	RayProof V4 70 overall length: 1,800 mm
number of luminaires per package:	1	1	1	1
number of luminaires per master carton:	12	9	8	6
number of luminaires per pallet:	504	189	240	240
weight of the luminaire:	980 g	1,520 g	1,760 g	2,400 g
weight per package:	1,050 g	1,850 g	2,300 g	2,600 g
package dimensions L x W x H:	705 x 89 x 84 mm	1,305 x 89 x 84 mm	1,600 x 89 x 84 mm	1,900 x 89 x 84 mm
weight per master carton:	12,800 g	16,850 g	18,600 g	15,800 g
master carton dimensions L x W x H:	720 x 356 x 287 mm	1,320 x 285 x 270 mm	1,615 x 356 x 195 mm	1,915 x 270 x 195 mm



## tempLED 18

	RayProof V4 18 - 120 CCT	RayProof V4 18 - 120 CCT
article number:	504001	504005
GTIN / EAN:	4262493351328	4262493351427
initial luminous flux at 3,000 K:	1,450 / 1,885 / 2,175 / 2,610 lm	2,610 lm
initial luminous flux at 4,000 K:	1,600 / 2,080 / 2,400 / 2,880 lm	2,880 lm
initial luminous flux at 5,000 K:	1,520 / 1,976 / 2,280 / 2,736 lm	2,736 lm
initial system efficiency at 3,000 / 4,000 / 5,000 K:	145 / 160 / 152 lm/W	145 / 160 / 152 lm/W
initial, most similar color temperature:	switchable between 3,000 / 4,000 / 5,000 K	switchable between 3,000 / 4,000 / 5,000 K
light distribution:	symmetrical	symmetrical
beam angle:	120 degrees	120 degrees
dimming / control:	none	DALI-2
system performance:	switchable between 10 / 13 / 15 / 18 W	18 W
power consumption:	up to 0.09 A	0.09 A
maximum inrush current:	20.8 A	20.8 A
dimensions (L x W x H):	670 x 85 x 80 mm	670 x 85 x 80 mm



## tempLED 36

	RayProof V4 36 - 120 CCT	RayProof V4 36 - 120 CCT
article number:	504002	504006
GTIN / EAN:	4262493351335	4262493351434
initial luminous flux at 3,000 K:	2,900 / 3,770 / 4,495 / 5,220 lm	5,220 lm
initial luminous flux at 4,000 K:	3,200 / 4,160 / 4,960 / 5,760 lm	5,760 lm
initial luminous flux at 5,000 K:	3,040 / 3,952 / 4,712 / 5,472 lm	5,472 lm
initial system efficiency at 3,000 / 4,000 / 5,000 K:	145 / 160 / 152 lm/W	145 / 160 / 152 lm/W
initial, most similar color temperature:	switchable between 3,000 / 4,000 / 5,000 K	switchable between 3,000 / 4,000 / 5,000 K
light distribution:	symmetrical	symmetrical
beam angle:	120 degrees	120 degrees
dimming / control:	none	DALI-2
system performance:	switchable between 20 / 26 / 31 / 36 W	36 W
power consumption:	up to 0.18 A	0.18 A
maximum inrush current:	17 A	17 A
dimensions (L x W x H):	1,270 x 85 x 80 mm	1,270 x 85 x 80 mm




## tempLED 60






	RayProof V4 60 - 120 CCT	RayProof V4 60 - 120 CCT
article number:	504003	504007
GTIN / EAN:	4262493351342	4262493351441
initial luminous flux at 3,000 K:	4,495 / 5,655 / 6,815 / 8,700 lm	8,700 lm
initial luminous flux at 4,000 K:	4,960 / 6,240 / 7,520 / 9,600 lm	9,600 lm
initial luminous flux at 5,000 K:	4,712 / 5,928 / 7,144 / 9,120 lm	9,120 lm
initial system efficiency at 3,000 / 4,000 / 5,000 K:	145 / 160 / 152 lm/W	145 / 160 / 152 lm/W
initial, most similar color temperature:	switchable between 3,000 / 4,000 / 5,000 K	switchable between 3,000 / 4,000 / 5,000 K
light distribution:	symmetrical	symmetrical
beam angle:	120 degrees	120 degrees
dimming / control:	none	DALI-2
system performance:	switchable between 31 / 39 / 47 / 60 W	60 W
power consumption:	up to 0.29 A	0.29 A
maximum inrush current:	28.9 A	28.9 A
dimensions (L x W x H):	1,570 x 85 x 80 mm	1,570 x 85 x 80 mm




## tempLED 70

	RayProof V4 70 - 120 CCT	RayProof V4 70 - 120 CCT
article number:	504004	504008
GTIN / EAN:	4262493351359	4262493351458
initial luminous flux at 3,000 K:	5,800 / 7,250 / 8,700 / 10,150 lm	10,150 lm
initial luminous flux at 4,000 K:	6,400 / 8,000 / 9,600 / 11,200 lm	11,200 lm
initial luminous flux at 5,000 K:	6,080 / 7,600 / 9,120 / 10,640 lm	10,640 lm
initial system efficiency at 3,000 / 4,000 / 5,000 K:	145 / 160 / 152 lm/W	145 / 160 / 152 lm/W
initial, most similar color temperature:	switchable between 3,000 / 4,000 / 5,000 K	switchable between 3,000 / 4,000 / 5,000 K
light distribution:	symmetrical	symmetrical
beam angle:	120 degrees	120 degrees
dimming / control:	none	DALI-2
system performance:	switchable between 40 / 50 / 60 / 70 W	70 W
power consumption:	up to 0.34 A	0.34 A
maximum inrush current:	32 A	32 A
dimensions (L x W x H):	1,870 x 85 x 80 mm	1,870 x 85 x 80 mm



tempLED	Accessory catalogue RayProof V4	art.-no.	GTIN / EAN
	<b>HF presence detector for recessed installation</b> suitable only for luminaires without DALI dimming for controlling <u>one</u> luminaire, sensor frequency: 5.80 GHz $\pm$ 75 MHz, transmission power: < 1 mW, maximum mounting height: 6 meters, detection range: 2.5 x 2.5 meters (at 3 meters mounting height), detection angle: 360 degrees, light sensor for activating the HF presence detector, power supply: 220 - 240 VAC, 50/60 Hz, programmable via DIP switch	504900	4262493351595
 	<b>LEDelligence PIR motion detector as assembly kit</b> suitable only for luminaires with DALI dimming kit consisting of PIR motion detector and mounting adapter for direct installation of the system on the cable gland of the luminaire (through-wiring not possible); integrated light sensor with measuring range up to 1,000 lux for activation of the PIR motion detector, detection angle: 360 degrees, protection class: IP 65, power supply: 220 - 240 VAC, 50/60 Hz. Programming and control via Bluetooth mesh network and app. maximum mounting height: 3.50 meters, maximum detection range: Ø 12 meters maximum mounting height: 12.00 meters, maximum detection range: Ø 12 meters maximum mounting height: 17.00 meters, maximum detection range: Ø 18 meters	932386 932385 932382	4260745237499 4260745237482 4260745235860
	<b>emergency light module as assembly kit</b> suitable only for luminaires without DALI dimming suitable only for luminaires with overall lengths of 1,200, 1,500 and 1,800 mm without monitoring function, with automatic detection of failure and return of supply voltage, display of functional status, battery type: LiFePO4, running time approx. 3 hours with an output power of approx. 2,5 watts, recharging time: approx. 24 hours, automatic self-test function, power supply: 220 - 240 VAC, 50/60 Hz, can only be used at ambient temperatures from +5 to +50 degrees Celsius. Please note: Minimum order quantity: 192 to 336 pieces.	504901	4262493351960
	<b>emergency light module</b> suitable only for luminaires with DALI dimming suitable only for luminaires with overall lengths of 1,200, 1,500 and 1,800 mm with monitoring function, with automatic detection of failure and return of supply voltage, display of functional status, battery type: LiFePO4, running time approx. 3 hours with an output power of approx. 3,5 watts, recharging time: approx. 24 hours, can only be used at ambient temperatures from +5 to +50 degrees Celsius, mounted in the luminaire ready for use.	504902	4262493351977



Direct link to the tempLED download portal



LED is sustainable.  
LED is the future.

tempLED luminaires fulfil a recycling rate of > 90%.  
That is our product promise to you.

When will you start?